




**Landscape & Masonry**  
 Division of Northland Monument Co. Inc.  
 P.O. Box 381 • 2601 State 200 N. E.  
 Longville, MN, USA • 56655-0381  
 Phone (218) 566-1324 • Fax (218) 566-3422

## Example Hearths


F = Finished Edge  
 S = Sawed Edge



72" F    10 SQ FT

2" Mesabi Black Granite  
 Polish Top – Polish 3 sides  
 10 SQ FT @ \$50 = 500  
 9.33' Polish Edge @ \$13/FT = \$121.33  
**Total Hearth Price = \$621.33**

2" Indiana Limestone  
 Hone Top – Rockface 3 sides  
 10 SQ FT @ \$35 = \$350  
 9.33' Rockface Edge @ \$6.50/FT = \$60.66  
**Total Hearth Price = \$410.66**



64" F    7.1 SQ FT

2" Bluestone Hearth  
 Thermal Top – Thermal Front Edge  
 7.1 SQ FT @ \$40 = \$284  
 5.33' Thermal Edge @ \$8.50/FT = \$45.33  
 2 Angle Cuts @ \$35/EA = \$70  
**Total Hearth Price = \$399.33**

1 1/4" Charcoal Granite  
 Polish Top – Polish Front Edge  
 7.1 SQ FT @ \$40 = \$284  
 5.33' Polish Edge @ \$13/FT = \$69.33  
 2 Angle Cuts @ \$35/EA = \$70  
**Total Hearth Price = \$423.33**




**Landscape & Masonry**  
 Division of Northland Monument Co. Inc.

P.O. Box 381 • 2601 State 200 N. E.  
 Longville, MN, USA • 56655-0381  
 Phone (218) 566-1324 • Fax (218) 566-3422

**Example Hearths**

Cut Out



96" F 20 SQ FT


2" Rainbow Granite  
 Polish Top – Polish 3 sides  
 20 SQ FT @ \$50 = \$1000  
 18.5' Polish Edge @ \$13/FT = \$240.5  
 2 Radius Cuts @ \$35/EA = \$70  
 1 Cut Out @ \$45/EA = \$45  
**Total Hearth Price = \$1355.50**

2" Indiana Limestone  
 Hone Top – Rockface 3 sides  
 20 SQ FT @ \$35 = \$700  
 18.5' Rockface Edge @ \$6.50/FT = @120.25  
 2 Radius Cuts @ \$20/EA = \$40  
 1 Cut Out @ \$30/EA = \$30  
**Total Hearth Price = \$890.25**

Finished Return

S

Finished Return



72" F

1 1/4" Academy Black Granite  
 Hone Top – Rockface 3 sides w/Return  
 9 SQ FT @ \$40 = \$360  
 9' Rockface Edge @ \$8.50/FT = \$76.50  
 2 Finished Returns @ \$20/EA = \$40  
**Total Hearth Price = \$476.50**

2" MN Dolomite (Kasota) Limestone  
 Hone Top – Hone 3 sides w/Return  
 9 SQ FT @ \$50 = \$450  
 9' Hone Edge @ \$6.50/FT = \$58.50  
 2 Finished Returns @ \$15/EA = \$30  
**Total Hearth Price = \$538.50**



**Landscape & Masonry**  
 Division of Northland Monument Co. Inc.  
 P.O. Box 381 • 2601 State 200 N. E.  
 Longville, MN, USA • 56655-0381  
 Phone (218) 566-1324 • Fax (218) 566-3422

## Natural Stone Hearth Pricing Worksheet

<b>Stone</b>		<b>Thickness</b>	
		<b>Price per Sq FT</b>	\$ <u>                    </u>
<b>Length</b>	Inches (at longest point)		
X		<b>Total / 144</b>	
<b>Width</b>	Inches (at widest point)	<b>Total Square Feet =</b>	<u>                    </u> <b>SQ FT</b>

**SQ FT**      X      **Price =**                           **Raw Stone Cost**

**Add the following customization**

Finish the bottom	Y or N	Square Feet		Cost	
Finished Edges	Type	Linear Feet		Cost	
Angle/Radius Cuts	Y or N	Quantity		Cost	
Finished Returns	Y or N	Quantity		Cost	
Cutouts	Y or N	Quantity		Cost	

**Total Hearth Price**      \$                     

Please provide drawing of hearth below, indicate all dimensions and finished edges